

# How to Enroll in Benefits

---



deel.

# How to enroll in benefits

## Step 1

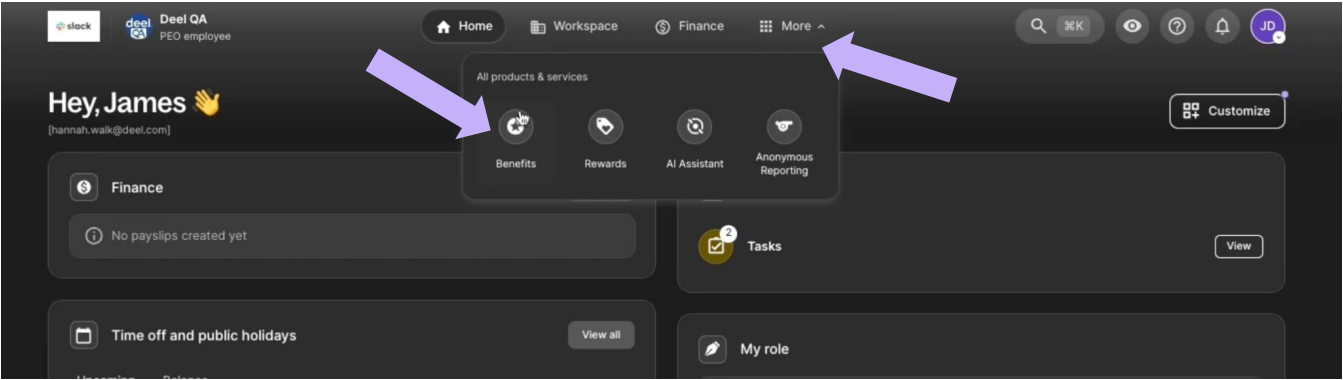
### Log into Deel

Visit [app.deel.com](https://app.deel.com) and login

## Step 2

### Navigate to benefits

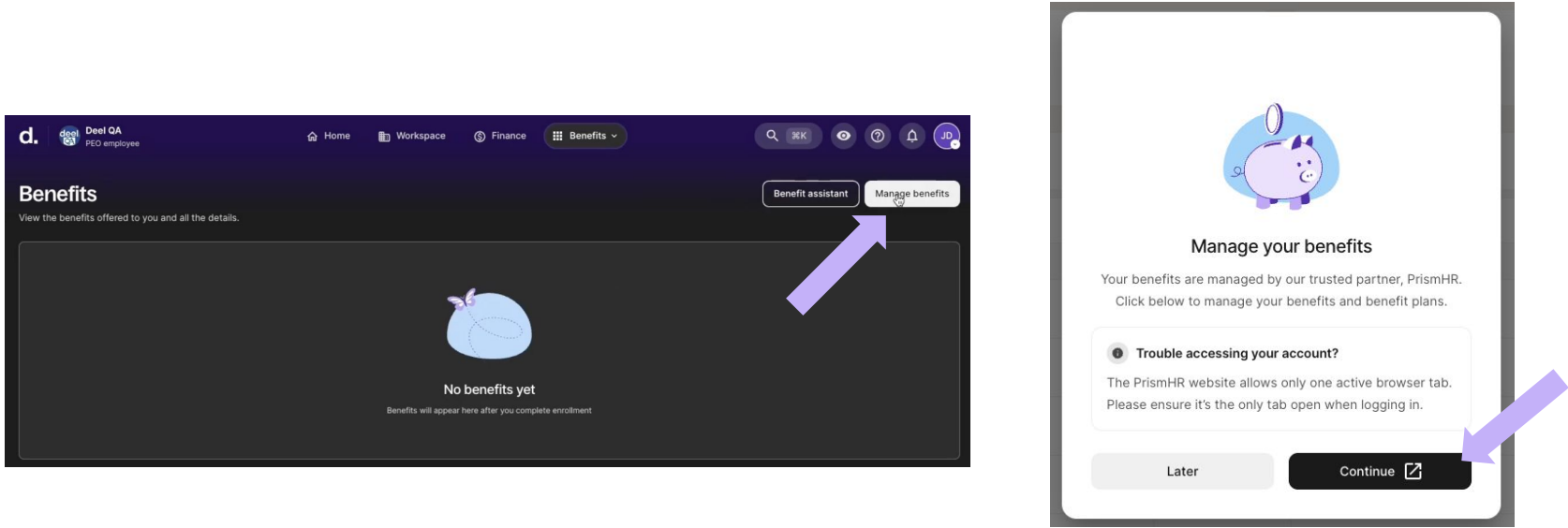
At the top, click “more”, then click benefits



## Step 3

### Enter the benefits portal

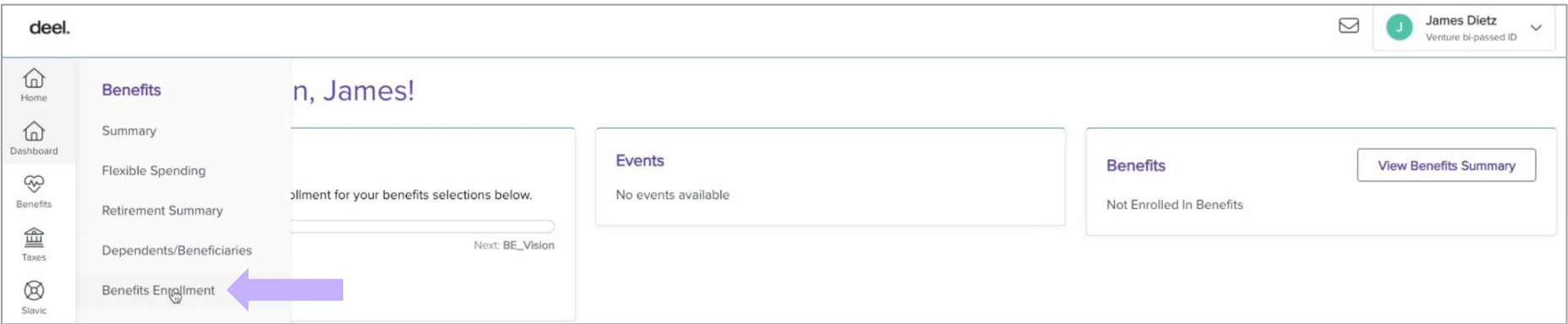
On the right-hand side, click “Manage benefits.” When a pop-up message appears, select “Continue.” This will open a new tab and take you to the benefits portal.



## Step 4

### Begin your enrollment

On the left side, click “Benefits”, then click “Benefits enrollment”

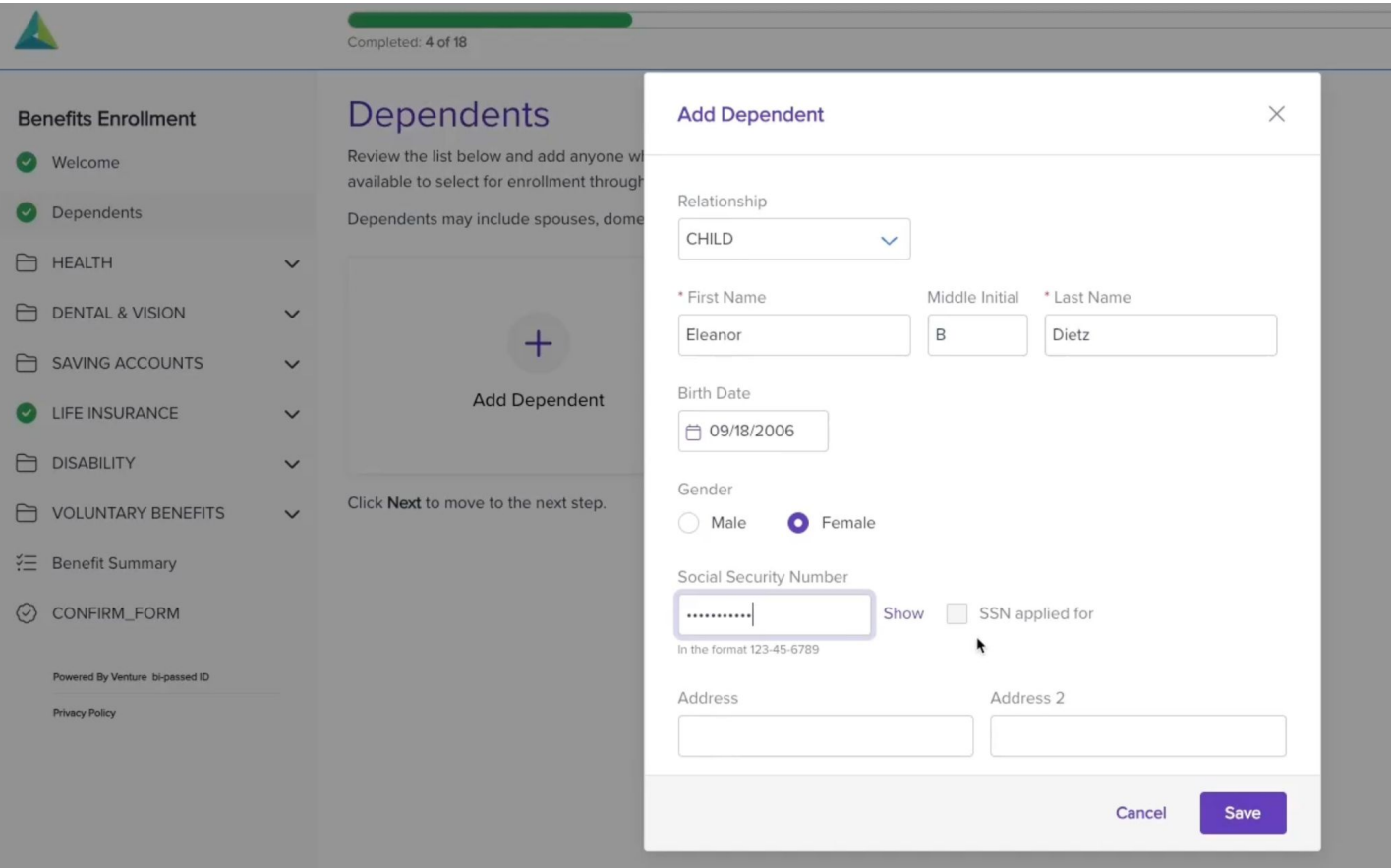


# How to enroll in benefits

## Step 5

### Begin the step by step guide

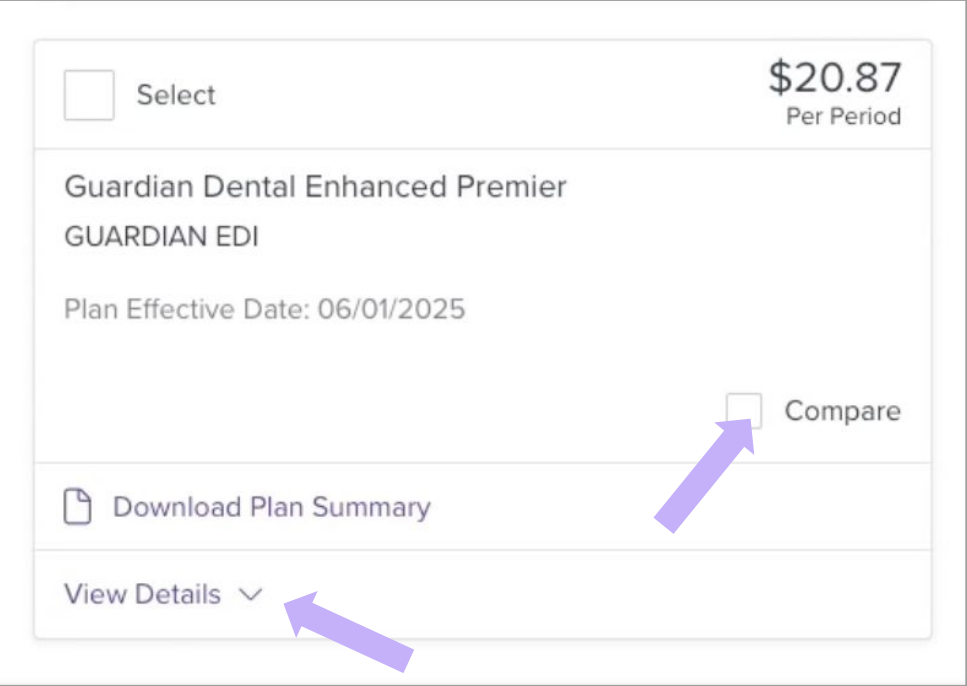
On the left side of your screen, it will guide you to first add dependents – these are the dependents you’ll pre-save in the system so you can select some or all of them to enroll in any given benefit.



## Step 6

### Evaluate your benefit options

You can expand the details section of benefit’s box and download the plan summary. The compare button will help you compare coverage details of the various plans.



# How to enroll in benefits

Step 7

## Make elections for each benefit

The menu on the left hand side of the screen will walk you through each benefit to make your elections. **Important note: when electing a benefit, make sure to check the box beside each dependent you'd like to add to the coverage.**

Completed: 4 of 18

Next: Dental

J James Dietz

- Click "Download Plan Summary" to view the Summary of Benefits Coverage for that specific benefit plan.
- Click on "View" to see additional details like Deductibles and Copays for that specific benefit plan.
- Click "Compare" next to a maximum of three plans and click the Blue compare box on the bottom of the screen to see a side by side comparison.

Who needs coverage?

☒ James Dietz  
Myself

☐ Eleanor B Dietz  
Child

Plans (select one)

☐ Select  
\$0.00  
Per Period  
OA EPO 0/100% 20/40  
AETNA DOMESTIC

☐ Select  
\$0.00  
Per Period  
OA MC 0/100% 20/40  
AETNA DOMESTIC

☐ Select  
\$0.00  
Per Period  
OA MC 1000/80%  
AETNA DOMESTIC

Step 8

## Lock in your elections

At the end, review your benefits summary, click submit and complete the electronic signature. This will generate a benefit confirmation statement you can save and/or print. **Once you've received the confirmation statement, your enrollment selections are complete.**

